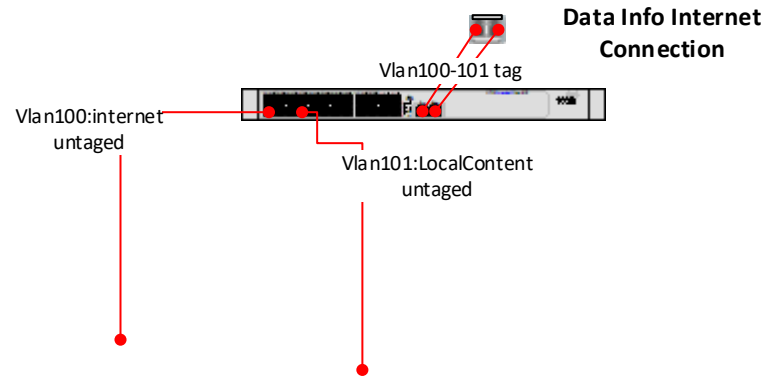


Skema Structure Jaringan



Rencana Topologi Kabel yang digunakan:

- start/mesh/tree/bus/ring *.

Rencana Topologi WLAN yang digunakan:

- Adhock/Infrastruktur *.
- P to P Bridge / P to P repeater/ P to MP/ bridge/ P to MP Repeater *.

(*coret yang tidak digunakan)


ISP : Skydive

IP Network: 202.152.30.224/28
Net Mask: 255.255.255.240
Broadcast: 202.152.30.239

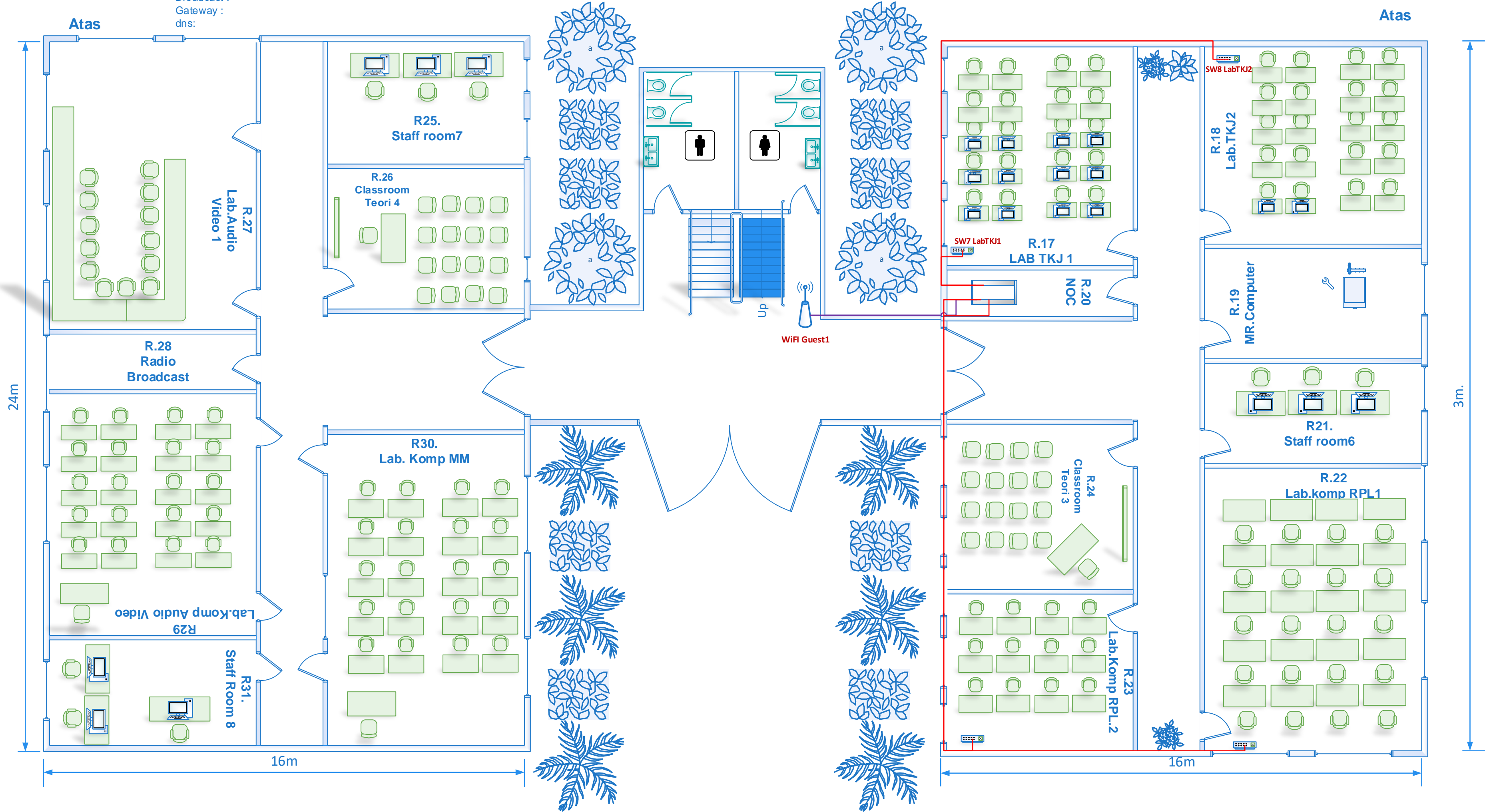
GW: 202.152.30.225
DNS1: 202.152.5.36
DNS2: 202.152.0.2

IPs: 202.152.30.226

Sistem Operasi Client : (HRD)
Network : Broadcast
Gateway : dns:

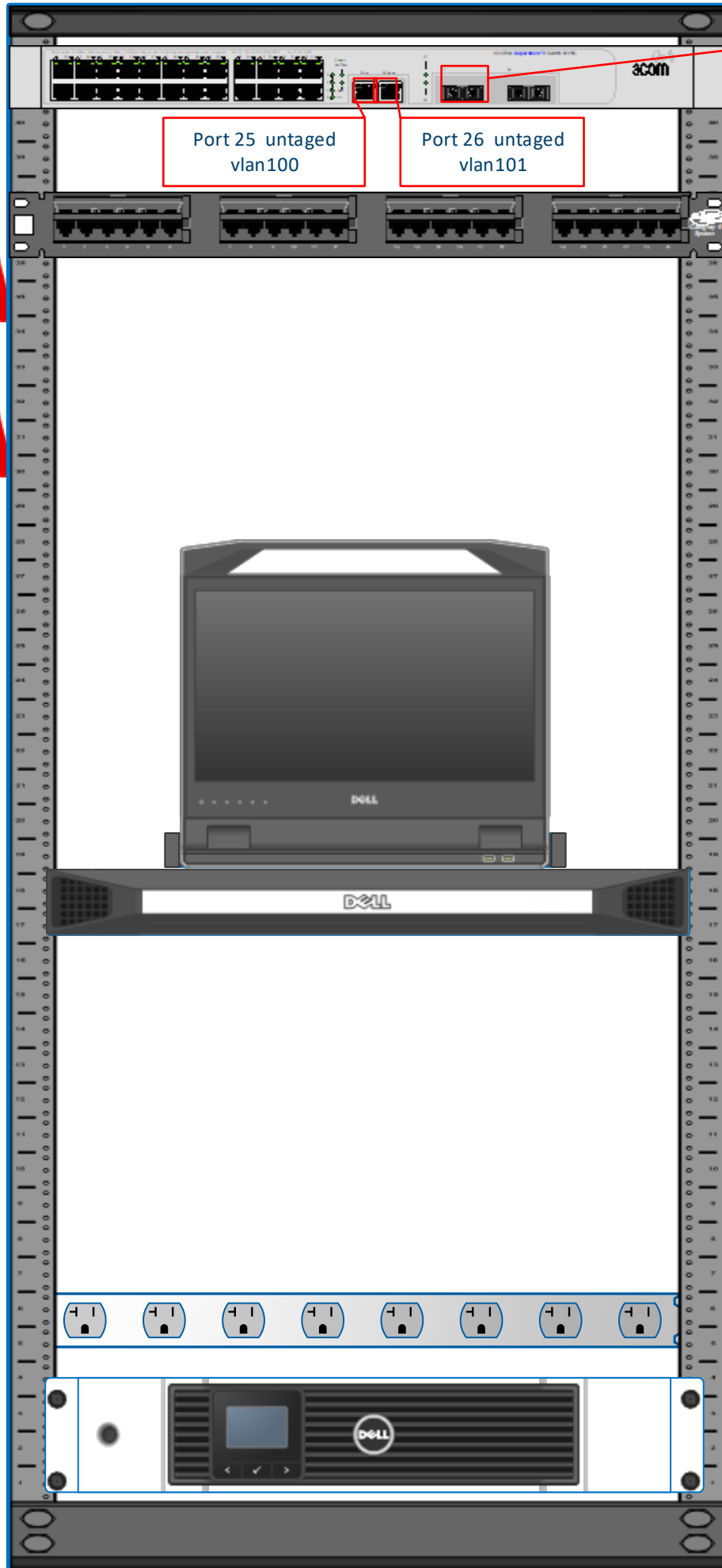


Sistem Operasi Client : (HRD)
Network :
Broadcast :
Gateway :
dns:



Sistem Operasi Server :

Taged
VLAN100&Vlan101
Internet&LacalConten
t data info



Switch Data Info

Port 25 untagged
vlan100

Port 26 untagged
vlan101

Tambahkan
Perangkat
disini sesuai
Struktur
JaringanRen
canaan
Tambahkan
Perangkat
disini sesuai
Struktur
JaringanRen
cana

LCD Monitor & KVM
Keyboard

Tambahkan
Perangkat
disini sesuai
Struktur
JaringanRen
cana
Tambahkan
Perangkat
disini
sai Struktur
JaringanRencana

Power Strip